

Achieving impact in research:

Examples from MARS
and other EU-funded projects

Daniel Hering
University of Duisburg-Essen

- A short project outline
- More (and less) successful attempts to address
 - Scientific community
 - “Water managers”
 - “Policy makers”
 - Wider public
- Conclusions

- A short project outline
- More (and less) successful attempts to address
 - Scientific community
 - “Water managers”
 - “Policy makers”
 - Wider public
- Conclusions



The MARS project

- FP7 project:
Managing **A**quatic ecosystems and water **R**esources
under multiple **S**tress
- February 2014 – January 2018
- Funding: 9 Mio Euro
- 24 partners



- How do stressors interact in affecting status and services of European water bodies?
- Despite the multitude of stressors, is there a common ground for restoration activities?
- How can the outcome of measures be predicted?

Experimental facilities

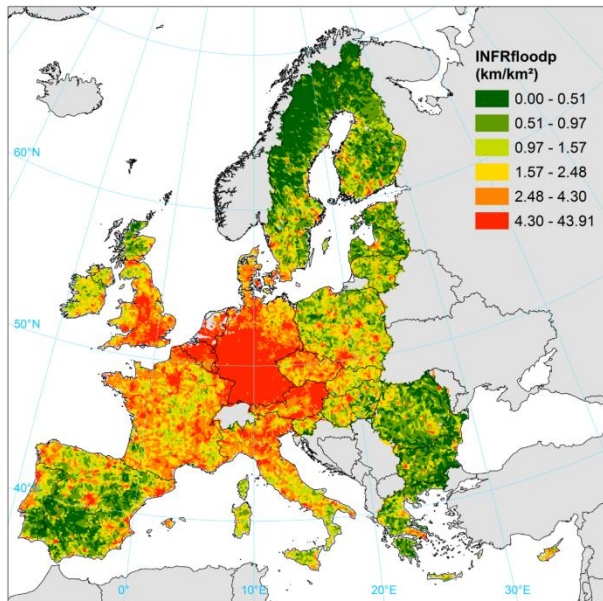


MARS catchments



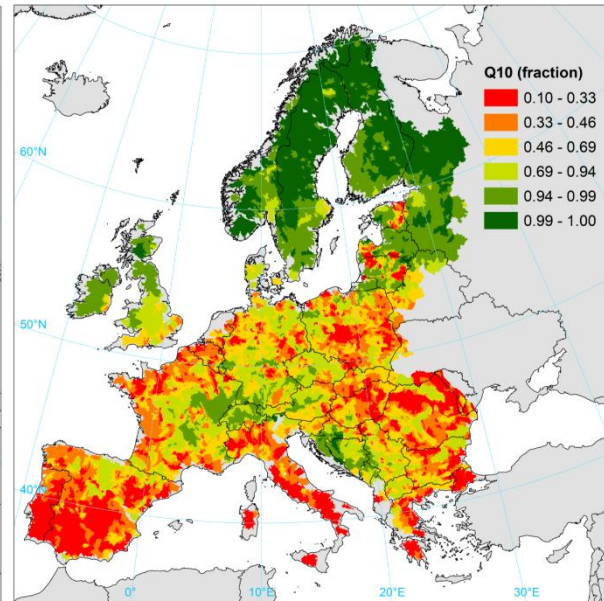
Multi-pressure–response relationships of EU rivers

Morphology



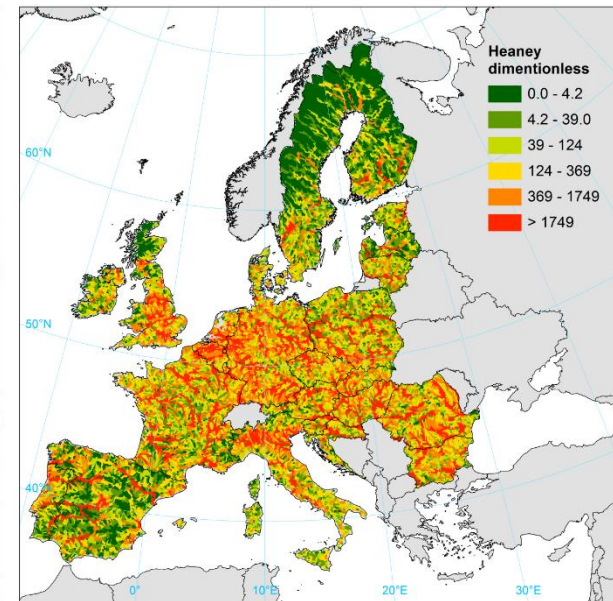
INERfloodp (km/km²) =
Density of infrastructure
(roads and railways)
in the floodplains (km/km²)

Hydrology



Q10 fraction =
Ratio between the number of days
the water flow is below the 10%-ile
with and without water abstractions (fraction)

Pollution



Heaney dimensionless =
Relative intensity of the potential
pollution load from urban runoff
(dimensionless), estimated by the
Heaney model

Preview of Scenario Analysis Tool user interface

Managing Aquatic ecosystems and water Resources under multiple Stress

Scenario Analysis Tool

Stressors
Spatial Units
Scenarios

Select a stressor map

Stressor

% urban area per FEC ▲

% arable area per FEC

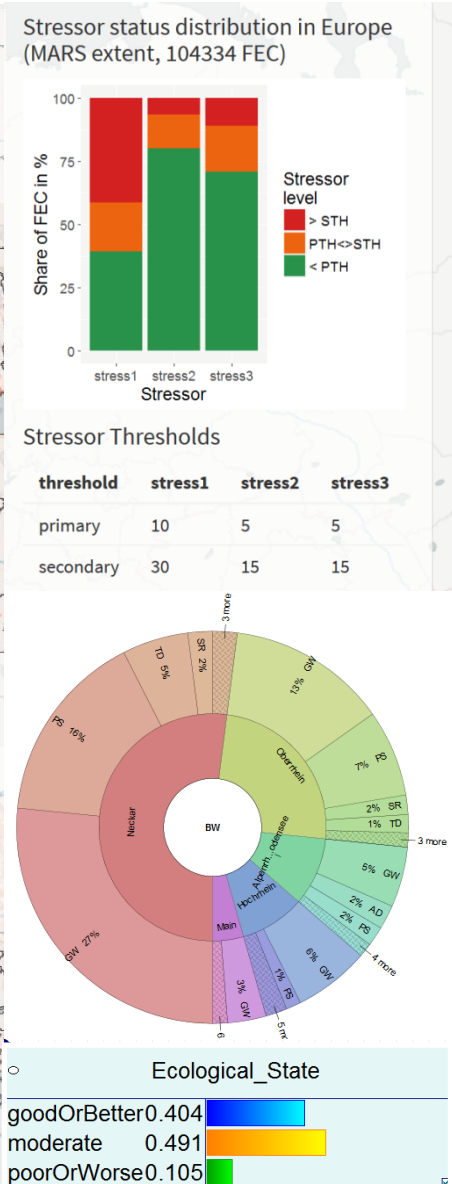
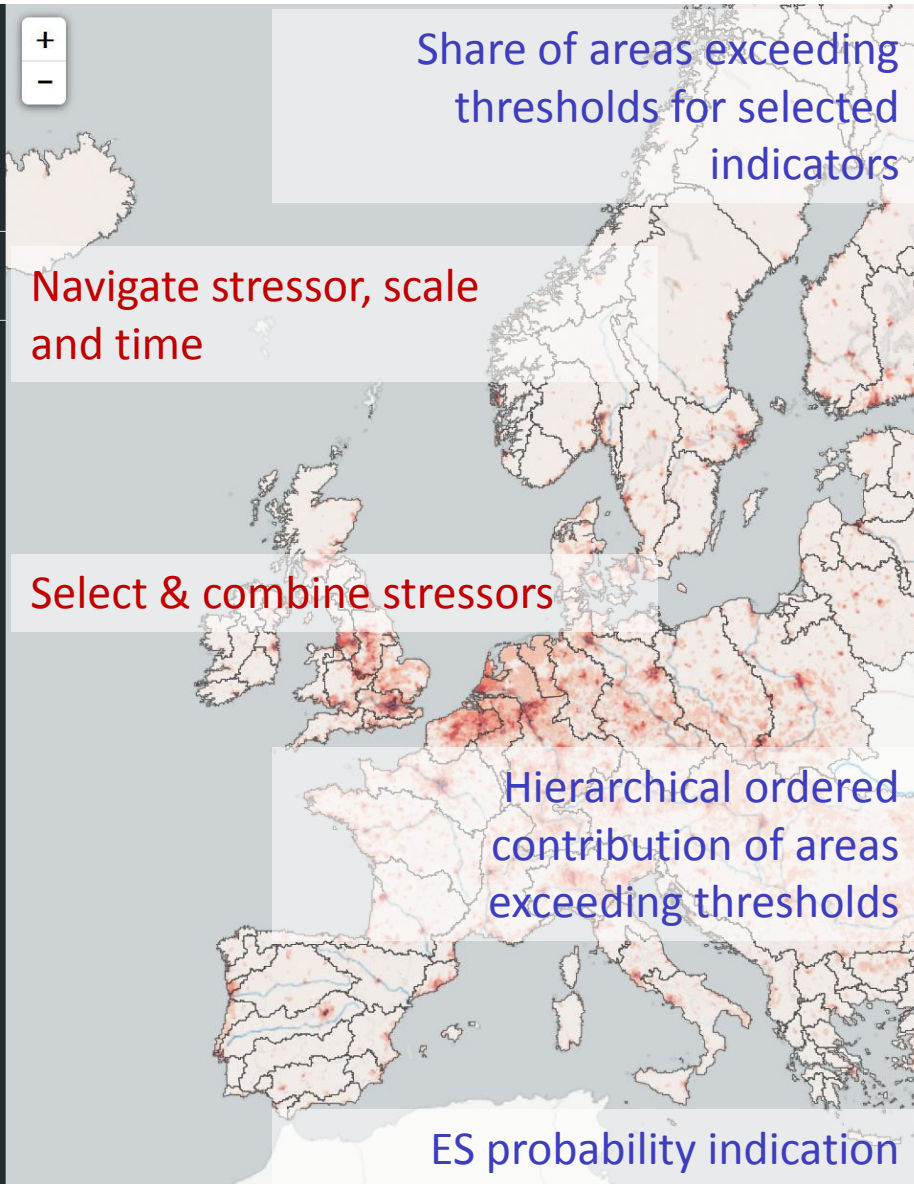
% urban area per FEC

% tile drainage area per FEC

stressor status

Legend

- 0 - 5
- 5 - 15
- 10 - 30
- 30 - 60
- 60 - 100



- A short project outline
- More and less successful attempts to address
 - Scientific community
 - “Water managers”
 - “Policy makers”
 - Wider public
- Conclusions

How to address the scientific community?

- Scientific papers
 - Regular papers
 - Special issues
 - Summary papers at the end of a project
- Conference presentations
 - Regular presentations on conferences
 - Special sessions
 - Conference(s) organised by the project

How to measure success?

- Scientific papers number, IF, citations
 - Regular papers
 - Special issues
 - Summary papers at the end of a project
- Conference presentations number, audience
 - Regular presentations on conferences
 - Special sessions
 - Conference(s) organised by the project

MARS as an example

- Scientific papers number, IF, citations
 - Regular papers > 180
 - Special issues 2 (more to come)
 - Summary papers at the end of a project several to come
- Conference presentations number, audience
 - Regular presentations on conferences > 50
 - Special sessions 3
 - Conference(s) organised by the project 2

- A short project outline
- More (and less) successful attempts to address
 - Scientific community
 - “Water managers”
 - “Policy makers”
 - Wider public
- Conclusions

MARS publications

	Already published	Drafted and planned
Number	>180	~ 100
Pages	~ 1,500	




MARS publications and deliverables

	Already published	Drafted and planned
Number	>180	~ 100
Pages	~ 1,500	

Number	13
Pages	> 2,500

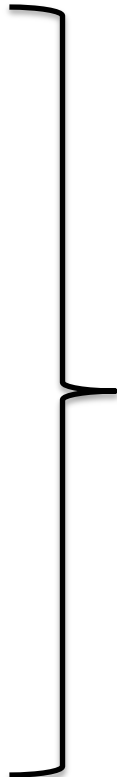
Only useful for scientists



Ways to address “water managers”

- Key messages
- Tools and training sessions
- Online databases
- Guidance papers
- Workshops, targeted conferences

How to measure success?

- Key messages
 - Tools and training sessions
 - Online databases
 - Guidance papers
 - Workshops, targeted conferences
- 
1. National implementation
 2. Downloads, feedback, hits, conference attendance

- Simple presentation of complex results

06 River Basin Management Plans insufficiently account for research and monitoring demands

▶ Key message

▶ Evidence

▶ Implication

▶ Further reading



Search - Phytoplankton

Taxagroup

Taxalist according to REBECCA/WISER projects. For correct citation see [Terms of use \(citation\)](#).

<input type="checkbox"/> Bacillariophyceae	<input type="checkbox"/> Bacteria	<input type="checkbox"/> Bicosoecida
<input type="checkbox"/> Bicosoecophyceae	<input type="checkbox"/> Bodonophyceae	<input type="checkbox"/> Chlorophyceae
<input type="checkbox"/> Choanoflagellata	<input type="checkbox"/> Chrysophyceae	<input type="checkbox"/> Conjugatophyceae
<input type="checkbox"/> Cryptophyceae	<input type="checkbox"/> Cyanophyceae	<input type="checkbox"/> Dictyochophyceae
<input type="checkbox"/> Dinophyceae	<input type="checkbox"/> Ebriophyceae	<input type="checkbox"/> Euglenophyceae
<input type="checkbox"/> Eustigmatophyceae	<input type="checkbox"/> Heterotrophic plankton	<input type="checkbox"/> Imbricatea
<input type="checkbox"/> Klebsormidiophyceae	<input type="checkbox"/> Microsporidia	<input type="checkbox"/> Oomycetes
<input type="checkbox"/> Pedinophyceae	<input type="checkbox"/> Phytoplankton	<input type="checkbox"/> Picoplankton
<input type="checkbox"/> Prasinophyceae	<input type="checkbox"/> Protozoa	<input type="checkbox"/> Pymnesiophyceae
<input type="checkbox"/> Raphidophyceae	<input type="checkbox"/> Trebouxiophyceae	<input type="checkbox"/> Ulvophyceae
<input type="checkbox"/> Xanthophyceae	<input type="checkbox"/> [Chlorophyta]	

Select all

Deselect all

Search

[Advanced search](#)



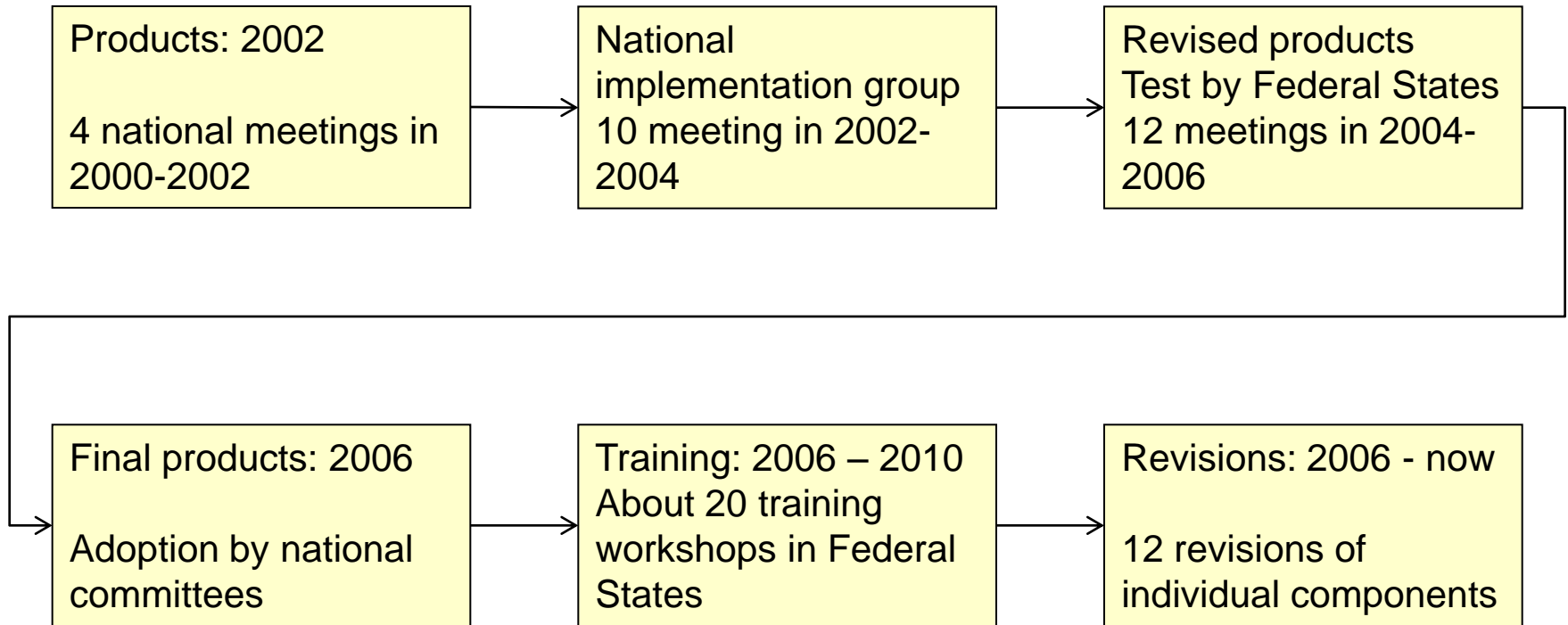
- Most tools produced in scientific projects are never being used
- Reasons are:
 - There is not really a demand
 - Users have not been involved from the very beginning
 - The tools are not maintained after the project's end
 - Language
 - Complexity
 - Tradition
 - Workload

- A long and intense implementation phase is needed (before, within and after the project)
- Harmonisation of “supply” and “demand”

Successful tool example

- Project: AQEM
- Project period: 2000-2002
- Topic: River assessment with benthic invertebrates
- Results: Full assessment method covering field methods, lab methods, calculation, software...

Successful tool example



- Adoption of product:
 - 4 years
 - 3 national projects
 - 26 meetings


- Maintenance of product:
 - Continuous
 - 20 training workshops
 - 12 revisions
 - 6 national projects

- A short project outline
- More (and less) successful attempts to address
 - Scientific community
 - “Water managers”
 - “Policy makers”
 - Wider public
- Conclusions


How to address “policy makers”?

- Key messages
- Policy briefs
- Online databases
- Workshops, targeted conferences

How to measure success?

- Key messages
 - Policy briefs
 - Online databases
 - Workshops, targeted conferences
- 
1. Improving existing policies, inspiring new policies
 2. Downloads, feedback, hits, conference attendance

Common metric fact sheets from WISER



Common Intercalibration Metrics
FACT-SHEET

NAME OF COMMON METRIC

MAX·COLONISATION·DEPTH

Introduction

An important aim of the WISER project is to support the intercalibration process. One of the first steps required by the intercalibration guidance¹ is to derive “common metrics”, i.e. biological measures created for benchmarking² and comparison of national assessment systems. The WISER workpackages 3.1 to 4.4 have supported the development of common metrics according to the “Guidelines for indicator development”³.

AQUACROSS PROJECT POLICY BRIEF 01



Managing aquatic biodiversity:
from local to global – an EU
perspective

ALTER-NET POLICY BRIEF 01



Pursuing benefits for nature
and society

BIOFRESH PROJECT POLICY BRIEF 01



Raising the profile of
freshwater biodiversity

BIOFRESH PROJECT POLICY BRIEF 02



Mismatch between protected
areas and freshwater
biodiversity

- MARS e-conference on the Water Framework Directive revision
- 19th to 21st September
- Registration details on www.freshwaterblog.eu

- A short project outline
- More (and less) successful attempts to address
 - Scientific community
 - “Water managers”
 - “Policy makers”
 - Wider public
- Conclusions

How to address the wider public?

- Blog
- Press releases

How to measure success?

- Blog hits, visitors, re-tweets
- Press releases number of articles...

But what do we want to achieve in the general public?

There are much more effective ways to raise awareness of nature, ecology and the environment.

The freshwater blog



The freshwater blog

The voice of freshwater life

About BioFresh Archive

Relaunch of the Freshwater Information Platform

SEPTEMBER 8, 2017

by freshwaterblog

tags: Astrid Schmidt-Kloiber, Conservation, EU, Freshwater Information Platform, Freshwater Science, MARS, Policy, Science Communication



WHAT IS THE FRESHWATER BLOG?

Features, interviews and analyses on freshwater conservation, science and policy, edited by the European Union funded **MARS project**.

For comments, ideas and submissions, you can contact us here: [info \[at\] freshwaterblog.eu](mailto:info@freshwaterblog.eu)



The blog was founded and run between 2010-14 by the **BioFresh project**, an EU-funded international project that built a global information platform for scientists and ecosystem managers with access to all available data describing the distribution, status and trends of global freshwater biodiversity.



- A short project outline
- More (and less) successful attempts to address
 - Scientific community
 - “Water managers”
 - “Policy makers”
 - Wider public
- Conclusions

Uptake of project results can be successful if...

- ...there is a demand
- ...users are known
- ...involved
- ...addressed through suited pathways and languages
- ...in great intensity

Tools can be successful if...

- ...defined in joint responsibilities of project and users
- ...implementation phase (after the project) is long and intense
- ...products are being maintained

General recommendations

- Focus on few user groups and pathways, and address them intensively
- Joint forces with other projects, e.g. through the Freshwater Information Platform